

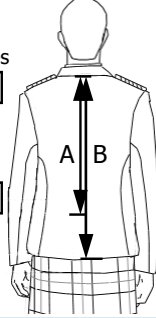
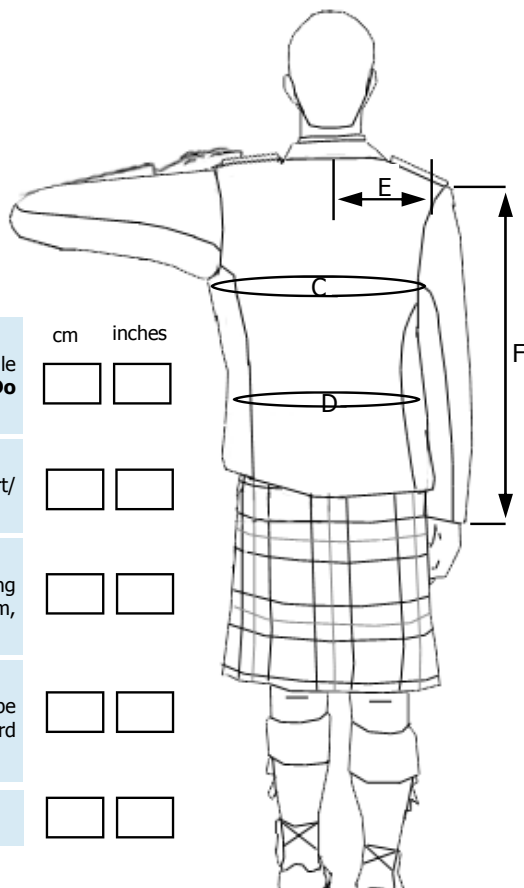


# Jacket & Doublet Measuring Form






COMPANY NAME \_\_\_\_\_ CUSTOMER NAME \_\_\_\_\_

TARTAN (name, weight, mill/ref no.) \_\_\_\_\_

TO GET ACCURATE MEASURES, WHERE POSSIBLE TAKE MEASUREMENTS WHILST WEARING A JACKET

<b>Jacket Length</b> A: For Prince Charlie Jackets, measure length from the nape of the neck to waist, just above top of hips B: For Argyll and Crail Jackets, measure from the nape of the neck to the base of the spine, just above seat	cm inches <input type="text"/> <input type="text"/> 	
<b>C: Chest</b> Measure loosely around chest at under arm height while wearing a shirt/vest (no jacket), with arms by the sides. <b>Do not inflate the chest</b>	cm inches <input type="text"/> <input type="text"/>	
<b>D: Waist</b> Measure around waist above hip bone while wearing a shirt/vest (no jacket)	<input type="text"/> <input type="text"/>	
<b>E: Half Back</b> Measure from centre back, centre seam on a well fitting jacket, at 6" below the bottom of the collar to shoulder seam, arms by the sides	<input type="text"/> <input type="text"/>	
<b>F: Sleeve Length</b> Measure from shoulder seam to cuff, if sleeve is desired to be long or short add/remove 1/2" to standard length. Standard length would show up to 1" of shirt cuff.	<input type="text"/> <input type="text"/>	
<b>G: Full height in bare feet</b>	<input type="text"/> <input type="text"/>	

We require a general idea of body shape to create the best fitting jacket. Please indicate if any of the standard templates below reflect your body shape

				
Corpulent	Flat Erect Back	Round Back	Square Shoulders, Short Neck	Sloping Shoulders, Long Neck

We cannot accept responsibility for items which do not fit due to incorrect measurements